



Help Manual

Online Student Application



GAUHATI UNIVERSITY
ASSAM

DECLAIMER

The screens used in the creation of this Document may vary with time been changes which happens in the due course. It is suggested to the candidate to go through the Help Manual properly before filling their Online Application Form. "The University does not own any responsibility for submitting any wrong information in the Application Form"



Help Manual (Gauhati University, Assam)

Help:-

This is a Student Help Guide to help them fill their **Online Admission Application Form** Step by Step using <https://guportal.in>

How to Fill Admission Application Form.

Step 1: Login to <https://guportal.in> link.

Step 2: Click on Application Form for Admission 2018-2019 Link on the left hand side of the page.

The screenshot shows the Gauhati University portal interface. At the top, there is a blue header with the university logo and name in Assamese and English, and a 'College / GU Department Login' button. Below the header, there is a central banner image of the university gate with the text 'click here for Admission From Fill up' overlaid. To the left of the banner is a 'Important Links' sidebar with several links: 'Application Form for Admission into Post Graduate, M.Phil and Ph.D Programmes of study, 2018-19', '2nd Semester Examination Form (2017-18)', 'B.Ed First Year Final Examination 2018 (Regular Batch)', '[Help Manual B.Ed Examination Forms]', and '[Download Admit Card]'. To the right of the banner is a 'News & Events' sidebar with a 'View All News' link and two news items: 'NOTICE TO B.ED COLLEGE 08-06-2018' and 'BBA 1ST SEMESTER RESULT'. A red text line above the news section reads 'For any query contact us at : +918011822200,+911'.

After clicking on "Application Form for Admission 2018-2019" Link, below option will be opened up for student to fill their online Admission Application Form.

DECLAIMER

The screens used in the creation of this Document may vary with time been changes which happens in the due course. It is suggested to the candidate to go through the Help Manual properly before filling their Online Application Form. "The University does not own any responsibility for submitting any wrong information in the Application Form"



Help Manual (Gauhati University, Assam)

The screenshot displays the Gauhati University website interface. At the top, the university's name is written in Assamese and English. A navigation bar includes links for 'College / CU Department Login' and 'Home'. Below the header is a banner image showing students and a hand typing on a keyboard. A 'Gauhati University Helpline For A-' link is visible. The main content area is divided into three columns:

- List of Online Application Form:** Contains links for 'MPhil/PhD Application Form' and 'PG Application Form'. An arrow points from the 'PG Application Form' link to a button in the next column.
- Registered Candidate Login:** Contains links for 'Student Login' and 'Payment Verification'. A button labeled 'Click here for Admission Form Fill up' is positioned below these links.
- News & Events (New):** Lists several announcements, including 'Advertisement of GURET-2018', 'Admission Notification for M.Phil./Ph.D. Admission: Autumn Session (2018-19)', 'List of Allied Subjects for M.Phil./Ph.D. Admission', 'Help Manual for M.Phil./Ph.D. Admission', and 'Payment Options Available in Application'.

At the bottom of the page, a note states: 'Students and Colleges are advised to use Google Chrome' with the Google Chrome logo.

Step 3: Click on the “PG Application Form” link to fill the Application Form.

Step 4: Fill in the form with the correct details.

Note: This Form will generate the User Id & Password. Which will be later on used to fill the complete Admission Application Form.

DISCLAIMER

The screens used in the creation of this Document may vary with time been changes which happens in the due course. It is suggested to the candidate to go through the Help Manual properly before filling their Online Application Form. "The University does not own any responsibility for submitting any wrong information in the Application Form"



Help Manual (Gauhati University, Assam)

Welcome, TEST TWO

| Home | Change Password | Logout |

Personal Information | Address Information | Academic Details | Document Upload | Course Applied For | Preview

Please do not fill in the Admission Application Form by opening multiple tabs in the browser and fill in one Form at a time only. Please Logout after success filling of the Form.

Application of Admission for the Academic Session 2018 - 2019

Step [1/5] : Personal Information

Applying For :

Applicant's Name (As on 10th Marksheet) :

Father's Name :

Mother's Name :

Date of Birth (As per Xth Certificate) : Nationality : Indian Other

Domicile(State) :

Gender :

Religion :

Category : Enter Your Caste :

Local Guardian Name : Relationship with Local Guardian :

Other Category(Ex-Employee of GU/ Employee of GU/ Ex-Employee of Defense Personnel/ Fringe Village/ Extracurricular Quota)

***Note :** Download the other category form and submit the filled form in the department you are applying for to claim reservation under following category.

Are you Son/Daughter of Ex-Employee of Gauhati University ? : [Download Form](#)

Are you Son/Daughter of Present Employee of Gauhati University ? : [Download Form](#)

Are you Son/Daughter of Ex-Employee of Defence Personnel? : [Download Form](#)

Are you Permanent Resident of Fringe Village as notified by Gauhati University? : [Download Form](#)

Do you want to apply under Extracurricular Quota? : [Download Form](#)

Do you want to apply under NCC and NSS Quota? : [Download Form](#)

Are you pursuing any other regular course in GU or Other university? : YES NO

Have you pursued or pursuing/ Completed any Masters Programme at GU ? : YES NO

Need Hostel Accommodation? : YES NO

Are you Differently Abled? : YES NO

Applicant's Mobile Number : Applicant's Email Id :

Parents/ Guardian's Mobile No. : Parent's E-Mail Id :

Local Guardian's Mobile Number : Local Guardian's E-Mail Id :

Applicant's Aadhar Number (if any) :

Unique Identity Details

Class XII th or Equivalent Roll No. : Marksheet Serial No. of Class X th or Equivalent :

Class X th or Equivalent Roll No. : Passing Year of Class X th or Equivalent :

SAVE & NEXT

Disclaimer: "The University does not own any responsibility for submitting any wrong information in the Application Form".

DECLAIMER

Page 4

The screens used in the creation of this Document may vary with time been changes which happens in the due course. It is suggested to the candidate to go through the Help Manual properly before filling their Online Application Form. "The University does not own any responsibility for submitting any wrong information in the Application Form"



Help Manual (Gauhati University, Assam)

Step 5: Click on “**SAVE & NEXT**” button to submit your basic details and complete Step 1 of admission form Fill up.

Below screen will appear after you have submitted the details.

Please note the ID and Password and click on “Click here for Next Step (2/5)” to go to step 2 of Admission form fill up, or re-login to continue with step 2.

গুৱাহাটী বিশ্ববিদ্যালয়
Gauhati University

Welcome, amit

Home | Change Password | Logout

Personal Information | Address Information | Academic Details | Document Upload | Course Applied For | Preview

Please do not fill Application Form by open multiple tab on browser, and ensure to fill one form at a time on browser and Logout after success Application Form filling. Please Continue.

Step 1 is completed, now go to step 2 by clicking below button !!

Kindly note your User ID : **G18P750548** & Password : **13509162**.
It has also been sent to your Mobile.

Please Login using your User ID (Application No.) & Password
and follow the next Step of Application.

[Click here for Next Step\[2/5\]](#)



How to Complete the Pre-Admission Application Form.

Step 1: Re- login with the User ID and Password to complete the Application process

DECLAIMER

The screens used in the creation of this Document may vary with time been changes which happens in the due course. It is suggested to the candidate to go through the Help Manual properly before filling their Online Application Form. "The University does not own any responsibility for submitting any wrong information in the Application Form"



Help Manual (Gauhati University, Assam)



Step 2: After login you can check the Personal Details and continue to fill the Application form.

DECLAIMER

The screens used in the creation of this Document may vary with time been changes which happens in the due course. It is suggested to the candidate to go through the Help Manual properly before filling their Online Application Form. "The University does not own any responsibility for submitting any wrong information in the Application Form"



Help Manual (Gauhati University, Assam)

Welcome, TEST TWO

[Home](#) | [Change Password](#) | [Logout](#)

গুৱাহাটী বিশ্ববিদ্যালয়
Gauhati University

Personal Information
Address Information
Academic Details
Document Upload
Course Applied For
Preview

Please do not fill in the Admission Application Form by opening multiple tabs in the browser and fill in one Form at a time only. Please Logout after success filling of the Form.

Application of Admission for the Academic Session 2018 - 2019

Step [1/5] : Personal Information

| | |
|--|---|
| Applying For : Post Graduation (PG) ▼ | |
| Applicant's Name (As on 10th Marksheet) : | TEST TWO * |
| Father's Name : | Mr. ▼ TEST TWO * |
| Mother's Name : | Mrs. ▼ TEST TWO * |
| Date of Birth (As per Xth Certificate) : | 17/05/1995 DD MM YY * |
| Nationality : | <input checked="" type="radio"/> Indian <input type="radio"/> Other |
| Domicile (State) : | Assam ▼ * |
| Gender : | Male ▼ * |
| Religion : | Christian ▼ * |
| Category : | SC ▼ * |
| Enter Your Caste : | a * |
| Local Guardian Name : | test two |
| Relationship with Local Guardian : | test two |

Other Category(Ex-Employee of GU/ Employee of GU/ Ex-Employee of Defense Personnel/ Fringe Village/ Extracurricular Quota)

*Note : Download the other category form and submit the filled form in the department you are applying for to claim reservation under following category.

| | | |
|---|--------------------------|-------------------------------|
| Are you Son/Daughter of Ex-Employee of Gauhati University ? | <input type="checkbox"/> | Download Form |
| Are you Son/Daughter of Present Employee of Gauhati University ? | <input type="checkbox"/> | Download Form |
| Are you Son/Daughter of Ex-Employee of Defence Personnel? | <input type="checkbox"/> | Download Form |
| Are you Permanent Resident of Fringe Village as notified by Gauhati University? | <input type="checkbox"/> | Download Form |
| Do you want to apply under Extracurricular Quota? | <input type="checkbox"/> | Download Form |
| Do you want to apply under NCC and NSS Quota? | <input type="checkbox"/> | Download Form |

| | |
|---|---|
| Are you pursuing any other regular course in GU or Other university? | <input type="radio"/> YES <input checked="" type="radio"/> NO |
| Have you pursued or pursuing/ Completed any Masters Programme at GU ? | <input type="radio"/> YES <input checked="" type="radio"/> NO |
| Need Hostel Accommodation? | <input checked="" type="radio"/> YES <input type="radio"/> NO |
| Are you Differently Abled? | <input type="radio"/> YES <input checked="" type="radio"/> NO |

| | | | |
|--------------------------------------|---|------------------------------|--|
| Applicant's Mobile Number : | 8888888888 * | Applicant's Email Id : | testtwo@gmail.com * |
| Parents/ Guardian's Mobile No. : | | Parent's E-Mail Id : | |
| Local Guardian's Mobile Number : | | Local Guardian's E-Mail Id : | |
| Applicant's Aadhar Number (if any) : | | | |

Unique Identity Details

| | | | |
|---------------------------------------|---|--|---|
| Class XII th or Equivalent Roll No. : | test two * | Marksheet Serial No. of Class X th or Equivalent : | test two * |
| Class X th or Equivalent Roll No. : | test two * | Passing Year of Class X th or Equivalent : | 2006 ▼ * |

SAVE & NEXT

Disclaimer: "The University does not own any responsibility for submitting any wrong information in the Application Form".

DECLAIMER

Page 7

The screens used in the creation of this Document may vary with time been changes which happens in the due course. It is suggested to the candidate to go through the Help Manual properly before filling their Online Application Form. "The University does not own any responsibility for submitting any wrong information in the Application Form"



Help Manual (Gauhati University, Assam)

Step 3: Click on the “Save & Next” button to go on the next page of Address Details.

Step 4: Fill in the Address details in this tab. Please fill the correct details in these tabs.

Personal Information | **Address Information** | Academic Details | Document Upload | Course Applied For | Preview

Please do not fill in the Admission Application Form by opening multiple tabs in the browser and fill in one Form at a time only. Please Logout after success filling of the Form.

Step [2/5] : Address Information

Permanent Address

| | | | |
|---------------|--|-------------------------------|--|
| Country : | <input type="text" value="India"/> | Landmark : | <input type="text" value="south assam"/> |
| State : | <input type="text" value="Assam"/> | District : | <input type="text" value="Barpeta"/> |
| Pin Code : | <input type="text" value="110000"/> | City/Village : | <input type="text" value="Barpeta city"/> |
| Post Office : | <input type="text" value="southhall assam"/> | Police Station Of Your Area : | <input type="text" value="southhall Assam"/> |

Local/Correspondence Address (Same As Permanent Address)

| | | | |
|---------------|--|-------------------------------|--|
| Country : | <input type="text" value="India"/> | Landmark : | <input type="text" value="south assam"/> |
| State : | <input type="text" value="Assam"/> | District : | <input type="text" value="Barpeta"/> |
| Pin Code : | <input type="text" value="110000"/> | City/Village : | <input type="text" value="Barpeta city"/> |
| Post Office : | <input type="text" value="southhall assam"/> | Police Station Of Your Area : | <input type="text" value="southhall Assam"/> |

<< PREVIOUS

SAVE & NEXT >>

Disclaimer: "The University does not own any responsibility for submitting any wrong information in the Application Form".

Step 5: Click on “Save & Next” to save and move to the next tab to fill in the education details.

Step 6: Fill in the Correct Education details in this tab.

DECLAIMER

Page 8

The screens used in the creation of this Document may vary with time been changes which happens in the due course. It is suggested to the candidate to go through the Help Manual properly before filling their Online Application Form. "The University does not own any responsibility for submitting any wrong information in the Application Form"



Help Manual (Gauhati University, Assam)

Welcome, TEST FIVE

Home | Change Password | Logout

Personal Information | Address Information | **Academic Details** | Document Upload | Course Applied For | Preview

Please do not fill in the Admission Application Form by opening multiple tabs in the browser and fill in one Form at a time only. Please Logout after success filing of the Form.

Step [3/5] : Academic Details
 Note : After adding courses in "Course Applied For" page, you can't edit or make changes in this page. For making changes in this page, you need to remove course selection in "Course Applied For" page.

Class X th or Equivalent Marks Details

Passing Year : 2007
 Board : CBSE
 Other Board :
 Maximum Marks : 500 | Marks Obtained : 300 | Percentage : 60%

Class XII th or Equivalent Marks Details

Stream : Science | Enter Other Stream :
 Do you have Mathematics in 10+2? : Yes No | Passing Year : 2015
 Board : AHSEC
 Other Board :
 Maximum Marks : 400 | Marks Obtained : 169 | Percentage : 42.25%

Graduation Marks Details

Stream : BSc(Major) | Passing Year : 2018
 Select University : Gauhati University
 Other University :
 Registration No. of GU : 32432 | Registration Year : 2015-2016
 Result Awaited : No | Roll No. : 423
 Degree Status : Completed
 Grading System : No | CGPA :
Subjects You Pursued In Graduation
 Semester / Year : Semester Year
 Note : Please fill all the required subjects and fill the marks carefully in the relevant boxes. According to selected subjects, you will be able to choose Departments, Degrees and Subjects on "Course Applied For" menu tab.
 Select Your Major Subject : -- Select Subject --
 Maximum Marks in Major Subject : 100 | Marks Obtained in Major Subject : 50 | Percentage : 50%
 Select Your General Subjects :
 Anthropology Botany Chemistry Computer Science Economics
 Electronics English Environmental Science Geography Geological Science
 Mathematics Physics Statistics Women's Studies Zoology
 Maximum Marks in General Subject : 100 | Marks Obtained in General Subject : 45 | Percentage : 45%
 Maximum Marks in English Subject : 0 | Marks Obtained in English Subject : 0
 ADD SUBJECT

List of Selected Subjects in Graduation

| S.No. | Subject/Discipline | Subject Nature | DELETE |
|-------|--------------------|-----------------------------|--------|
| 1 | Geography | Major Subject | |
| 2 | Botany | General / Electives Subject | |
| 3 | Physics | General / Electives Subject | |

Post Graduation Marks Details

← PREVIOUS | Disclaimer: "The University does not own any responsibility for submitting any wrong information in the Application Form" | SAVE & NEXT

DECLAIMER

Page 9

The screens used in the creation of this Document may vary with time been changes which happens in the due course. It is suggested to the candidate to go through the Help Manual properly before filling their Online Application Form. "The University does not own any responsibility for submitting any wrong information in the Application Form"



Help Manual (Gauhati University, Assam)

Step 7: Click on “**Save & Next**” to move to the Document Upload tab.

Note: please enter the GU Registration number if you have selected Gauhati University as you're Graduation University. On the bases of the education details filled by the student he/she can select the PG Degrees for which he/she is eligible.

The Eligibility is pre-defined by the Gauhati University. To get the eligibility criteria please download the Guahati University Prospectus for the website.

Below is the link to download the prospectus

<https://www.gauhati.ac.in/homecontent.php?id=9>

You can also follow the steps to download the prospectus

Step 1. Open the Gauhati University website: www.gauhati.ac.in

Step 2. Scroll down to downloads section and click on “Prospectus 2017 -18” link

Step 3. Click on Download of the desired Resolution (118 MB or 11 MB).



Help Manual (Gauhati University, Assam)

Step 8: Upload the Photograph and signature in this page.

“Use your Latest Photograph in this form”. Or Keep your Latest Photograph.

Welcome, TEST FIVE

Home | Change Password | Logout

Personal Information | Address Information | Academic Details | **Document Upload** | Course Applied For | Preview

Please do not fill in the Admission Application Form by opening multiple tabs in the browser and fill in one Form at a time only. Please Logout after success filling of the Form.

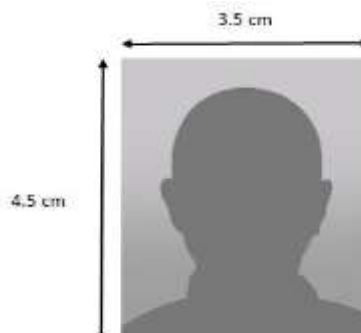
Step [4/5] : Document Upload * To Resize your Image / photo please click here

| | |
|---|---|
| Photo Upload | Choose file No file chosen * |
| | [File size should not greater than 100 KB Supported File Types .jpg, .jpeg, .bmp, and .png] |
| Signature Upload | Choose file No file chosen * |
| | [File size should not greater than 100 KB Supported File Types .jpg, .jpeg, .bmp, and .png] |
| Graduation Mark Sheet Upload | Choose file No file chosen * |
| | [File size should not greater than 200 KB Supported File Types .jpg, .jpeg, .bmp, and .png] |
| OBC/MOBC/SC/STP/STH Certificate Upload | Choose file No file chosen * |
| | [File size should not greater than 100 KB Supported File Types .jpg, .jpeg, .bmp, and .png] |

| | | | |
|--------------|------------------|----------------------|--|
| Photo | Signature | Mark Sheet | OBC/MOBC/SC/STP/STH Certificate |
| | | | |
| | | VIEW | VIEW |

[<< PREVIOUS](#) **Disclaimer: "The University does not own any responsibility for submitting any wrong information in the Application Form".** [SAVE & NEXT](#)

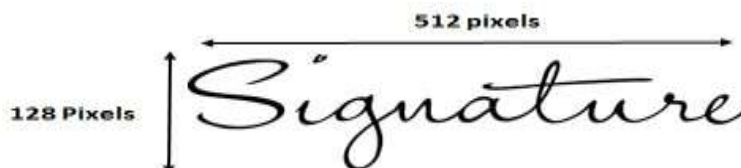
Note: The Photo uploaded should have dimensions of 413x531 pixels up to 100Kb.





Help Manual (Gauhati University, Assam)

The Signature should be not less than 512x128 Pixels and size should be up to 100Kb.



Step 9: Click on the “Save & Next” button to save and to the course applied page to select the MA/MSc/M.Tech/MBA (Business economics) degree where you want to take your admission.

Please do not fill in the Admission Application Form by opening multiple tabs in the browser and fill in one Form at a time only. Please Logout after success filling of the Form.

Step [5/5] : Course Applied For

Department : 831 - GU Dept. of Sociology click here to select the Department

Degree : MA click here to select the Degree

Subject : Sociology click here to select the subject

ADD COURSES click here to add the Course

| S.No. | Department | Degree | Subject | Application Fee | Examination Fee | Is SFS | DELETE |
|-------|---|-------------------------|--------------------|-----------------|-----------------|--------|--------|
| 1 | GU Dept. of Business Administration(Business Economics) [845] | MBA(Business Economics) | Business Economics | 200.00 | 300.00 | Yes | |
| 2 | GU Dept. of Assamese [803] | MA | Assamese | 200.00 | 300.00 | Yes | |

***Note : Bank charges extra as applicable !!**
 Total Fee : Rs. 1000
 Paid Amount : Rs. 0
 Current Application Fee : Rs. 1000
 Net Payable Amount : Rs. 1000

<< PREVIOUS Disclaimer: "The University does not own any responsibility for submitting any wrong information in the Application Form". **NEXT >>**

Note: To remove any degree which is been selected by mistake please click on delete option, before the payment to university.

Note: A student can select 1 Traditional and 2 Interdisciplinary courses. Using the same Login ID and Password.



Help Manual (Gauhati University, Assam)

Step 10: Click on “NEXT” to go to preview option.

Step 11: The Preview option is to check the form details which you have fill. If there is any changes which required you can edit them by going to their respective tabs.



Help Manual (Gauhati University, Assam)

Welcome, TEST TWO

[Home](#) | [Change Password](#) | [Logout](#)

[Personal Information](#) | [Address Information](#) | [Academic Details](#) | [Document Upload](#) | [Course Applied For](#) | [Preview](#)

Please do not fill in the Admission Application Form by opening multiple tabs in the browser and fill in one Form at a time only. Please Logout after success filing of the Form.

Application for Admission in Academic Session 2018 - 2019

PREVIEW FORM BEFORE FINAL SUBMISSION

Step [1/5] : Personal Information

Applying For : Post Graduation (PG)

| | | | |
|--|---------------|--|-------------------|
| Type of Course you are Applying for | Full Time | | |
| Applicant's Name (As on 10th Marksheets) | TEST TWO | | |
| Father's Name | Mr. TEST TWO | | |
| Mother's Name | Mrs. TEST TWO | | |
| Date of Birth | 17/05/1995 | Nationality | Indian |
| Domicile(State) | Assam | | |
| Gender | Male | | |
| Religion | Hinduism | | |
| Category | GEN | | |
| Local Guardian Name | test two | Relationship with Local Guardian | test two |
| Other Category(Ex-Employee of GU/ Employee of GU/ Ex-Employee of Defense Personnel/ Fringe Village/ Extracurricular Quota) | No | | |
| Are you pursuing any other regular course in GU or Other university? | Yes | Degree Name | test two |
| Have you pursued or pursuing/ Completed any Masters Programme at GU ? | Yes | | |
| Degree Name | flgg | Subject | Computer |
| Need Hostel Accommodation? | Yes | Passing Year | 2016 |
| Are you Differently Abled? | No | | |
| Your Own Mobile Number | 8826482088 | Applicant's Email Id | testtwo@gmail.com |
| Parents/ Guardian's Mobile no | | Parent's E-Mail id | |
| Local Guardian's Mobile Number | | Local Guardian's E-Mail id | |
| Aadhar Number | | | |
| Class XII th or Equivalent Roll No | test two | Marksheet serial no of Class Xth or Equivalent | test two |
| Class X th or Equivalent Roll No | test two | Passing year of Class Xth or Equivalent | 2006 |

Step [2/5] : Address Information

| Permanent Address | Local/Correspondence Address |
|------------------------------------|------------------------------------|
| Country : India | Country : India |
| Landmark : NAGOAN | Landmark : NAGOAN |
| State : Assam | State : Assam |
| District : BAKSA | District : BAKSA |
| City/Village : hghfghghg | City/Village : hghfghghg |
| Post Office : bfgbfb | Post Office : bfgbfb |
| Police Station Of Your Area : hghh | Police Station Of Your Area : hghh |
| Pin Code : 228132 | Pin Code : 228132 |

Step [3/5] : Document Upload Details

| Photo | Signature | Mark Sheet | OBC/MOBC/SC/STP/STH Certificate |
|-------|-----------|--------------------------|---------------------------------|
| | | VIEW | VIEW |

[← PREVIOUS](#) | **Disclaimer: "The University does not own any responsibility for submitting any wrong information in the Application Form"** | [NEXT →](#)



Help Manual (Gauhati University, Assam)

Welcome, TEST TWO

| Home | Change Password | Logout |

Personal Information | Address Information | Academic Details | Document Upload | Course Applied For | **Preview**

Please do not fill in the Admission Application Form by opening multiple tabs in the browser and fill in one Form at a time only. Please Logout after success filling of the Form.

Step [4/5] : Academic Details

Class X th or Equivalent Marks Details

Passing Year : 2006
 Board : CBSE
 Other Board :
 Maximum Marks : 500
 Marks Obtained : 400
 Percentage : 80

Class XII th or Equivalent Marks Details

Stream : Science
 Other Stream : NA
 Do you have Mathematics in 10+2? : No
 Passing Year : 2010
 Board : ICSE
 Other Board :
 Maximum Marks : 1000
 Total Marks Obtained in all semester : 400
 Percentage : 40

Graduation Marks Details

Stream : BA(Major)
 Passing Year : 2017
 University : Other University Within Assam
 Other University : vbvcbvcb
 Result Awaited : No
 Degree Status : Completed
 Grading System : No
 CGPA : 0.00
 Total Marks of all semester : 0
 Marks Obtained : 0

Maximum Marks in Major Subject : 1000
 Marks Obtained in Major Subject : 800
 Maximum Marks in General Subject : 1000
 Marks Obtained in General Subject : 800
 Maximum Marks in English Subject : 100
 Marks Obtained in English Subject : 80

| S.No. | Subject/Discipline | Subject Nature |
|-------|--------------------|-----------------------------|
| 1 | Assamese | Major Subject |
| 2 | English | General / Electives Subject |
| 3 | History | General / Electives Subject |
| 4 | Mathematics | General / Electives Subject |

Step [5/5] : Course Applied For

| S.No. | Department | Degree | Subject | Application Fee | Examination Fee | Is SFS |
|-------|---|-------------------------|--------------------|-----------------|-----------------|--------|
| 1 | GU Dept. of Business Administration(Business Economics) [645] | MBA(Business Economics) | Business Economics | 200.00 | 300.00 | Yes |
| 2 | GU Dept. of Assamese [803] | MA | Assamese | 200.00 | 300.00 | Yes |

***Note : Bank charges extra as applicable !!**

Total Fee : Rs. 1000
 Paid Amount : Rs. 0
 Current Application Fee : Rs. 1000
 Net Payable Amount : Rs. 1000

Important Note: Once clicked on the "Submit & Make Payment" Button you cannot change any details. Therefore it is suggested to check and confirm the details properly before final submission.

Declaration

I hereby declare that all the information stated above is correct and if there is any discrepancy found at any stage during the admission process, my application and admissions may stand canceled and I will not be eligible for refund of any fee paid. If admitted I shall abide by the rules and regulations of the University.

Confirm / Accept Declaration

← PREVIOUS Disclaimer: "The University does not own any responsibility for submitting any wrong information in the Application Form". **SUBMIT & MAKE PAYMENT**



Help Manual (Gauhati University, Assam)

Step 9: Check the Fee on the bottom of the page.

Step 10: Selecting the declaration, after that click on the “**Accept and Submit Details**” button to finally submit the Application Form.

Important Note: Once clicked on the submit option you cannot change any details, it is suggested to check the details properly before Submitting the Form.

The screenshot shows the payment confirmation page of the Gauhati University online application form. At the top, there is a blue header with the university's name in Assamese and English, along with navigation links like Home, Change Password, and Logout. Below the header, there is a navigation menu with options like Personal Information, Address Information, Academic Details, Document Upload, Course Applied For, and Preview. A warning message states: "Please do not fill in the Admission Application Form by opening multiple tabs in the browser and fill in one Form at a time only. Please Logout after success filing of the Form." The main heading is "Confirm Payment (ONLINE PAYMENT)". Below this, there is a section titled "DOWNLOAD & CHECK PRE PAYMENT APPLICATION FORM BEFORE MAKE PAYMENT" with a sub-heading "Please Check The Payment Options Accepted By Gateway". The application fee is listed as "Application Fee (Rs.) : 1000 *Note : Bank charges extra as applicable". The payment gateway is identified as "EBS" with its logo. A "CONTINUE FOR PAYMENT" button is visible. At the bottom, a disclaimer reads: "Disclaimer: 'The University does not own any responsibility for submitting any wrong information in the Application Form'."

Step 11: Before submitting fees student can download Application form.



Help Manual (Gauhati University, Assam)



Congratulations!! Your Payment is successfully done.

Your Success Transaction Id is : 20180412181447799_600232

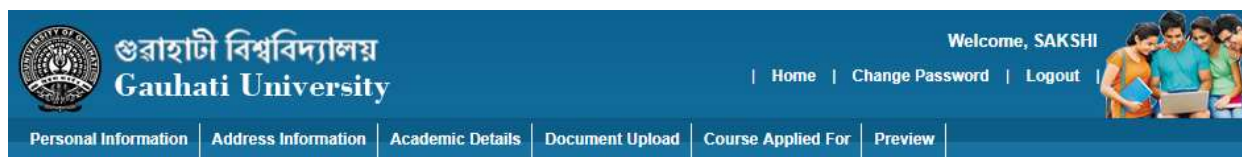
Your Paid Amount is: **1000**

[Click here to Continue !!](#)



Step 12: Once payment done student get confirmation of payment.

Step 13: After submitting the payment student can download Application form & payment receipt both.





[Download Forms](#)


DOWNLOAD SECTION

Dear SAKSHI ,

Please Take a Print out of following documents.

-  Application form
-  E-Payment Receipt Application Fee

Team
GU, GAUHATI.



Application form is successful submitted to University.